

# TOWN OF PITTSFORD

## 2009 COMPREHENSIVE PLAN UPDATE



*OCTOBER 2009*

*Prepared by:*

Behan Planning and Design  
112 Spring Street, Suite 305  
Saratoga Springs, NY 12866  
*and*

274 North Goodman Street, Suite B260  
Rochester, New York 14607

*On Behalf of:*



Town of Pittsford  
11 South Main Street  
Pittsford, NY 14534



# TOWN OF PITTSFORD 2009 COMPREHENSIVE PLAN UPDATE

## ACKNOWLEDGEMENTS

### TOWN BOARD

William A. Carpenter, Supervisor  
Sandra F. Zutes, Deputy Supervisor  
John J. Higgins Jr., Town Council  
Karen W. Green, Town Council  
Jared C. Lusk, Town Council



### TOWN STAFF

Paul Schenkel, Commissioner of Public  
Works, Planning, Zoning and  
Development

Jessie Hollenbeck, Director of Recreation

Michelle Debyah, GIS Analyst

Marty Brewster, Director of Planning,  
Zoning and Development

Richard T. Williams II, Town Attorney

Beth Knickerbocker, Director of IT Services

Marjorie Shelly, Library Director

Pat Chuhta, Town Clerk

Kate Munzinger, Director of Information

#### Consultants:

Behan Planning and Design

112 Spring Street, Suite 305  
Saratoga Springs, NY 12866

274 North Goodman St, Suite B260  
Rochester, New York 14607

[www.behanplanning.com](http://www.behanplanning.com)



*TOWN OF PITTSFORD*  
*2009 COMPREHENSIVE PLAN UPDATE*

**TABLE OF CONTENTS**

**CHAPTER 1 - INTRODUCTION**

<b>1. PITTSFORD TODAY</b>	<b>PAGE 1</b>
<b>2. PROJECT BACKGROUND &amp; PROCESS</b>	<b>PAGE 3</b>
<b>A. PROJECT BACKGROUND</b>	<b>PAGE 3</b>
<b>B. THE POWER OF A PLAN</b>	<b>PAGE 4</b>
<b>C. THE PLANNING PROCESS</b>	<b>PAGE 4</b>
<b>D. PUBLIC WORKSHOPS</b>	<b>PAGE 5</b>
<b>E. STAKEHOLDER OUTREACH</b>	<b>PAGE 7</b>
<b>3. PAST PLANNING ACCOMPLISHMENTS</b>	<b>PAGE 8</b>
<b>A. 1986 COMPREHENSIVE PLAN UPDATE</b>	<b>PAGE 8</b>
<b>B. 1995 COMPREHENSIVE PLAN UPDATE</b>	<b>PAGE 8</b>
<b>C. PITTSFORD 2007 RESIDENT SURVEY</b>	<b>PAGE 10</b>
<b>D. TOWN OF PITTSFORD STRATEGIC PLAN</b>	<b>PAGE 10</b>
<b>4. BASIC INVENTORY &amp; TRENDS</b>	<b>PAGE 11</b>
<b>A. DEMOGRAPHIC AND ECONOMIC TRENDS</b>	<b>PAGE 11</b>
<b>B. LAND USE TRENDS</b>	<b>PAGE 12</b>
<b>C. TRANSPORTATION</b>	<b>PAGE 19</b>
<b>D. RECENT ENVIRONMENTAL EFFORTS IN PITTSFORD</b>	<b>PAGE 21</b>
<b>E. PARKS AND RECREATION</b>	<b>PAGE 23</b>
<b>F. SURVEY OF PLANNING AND DEVELOPMENT IN ADJACENT COMMUNITIES</b>	<b>PAGE 29</b>
<b>4. CONCLUSION</b>	<b>PAGE 31</b>

**CHAPTER 2 - VISION AND GOALS**

<b>1. VISION STATEMENT</b>	<b>PAGE 35</b>
<b>2. GOALS</b>	<b>PAGE 35</b>
<b>A. LAND USE GOALS</b>	<b>PAGE 35</b>
<b>B. TRANSPORTATION GOALS</b>	<b>PAGE 45</b>
<b>C. PARKS AND RECREATION GOALS</b>	<b>PAGE 48</b>
<b>3. CONCLUSION</b>	<b>PAGE 50</b>

**CHAPTER 3 - STRATEGIES**

<b>1. INTRODUCTION</b>	<b>PAGE 55</b>
<b>2. STRATEGIES</b>	<b>PAGE 55</b>
<b>A. LAND USE STRATEGIES</b>	<b>PAGE 55</b>
<b>B. TRANSPORTATION STRATEGIES</b>	<b>PAGE 61</b>
<b>C. PARKS AND RECREATION STRATEGIES</b>	<b>PAGE 72</b>
<b>3. CONCLUSION</b>	<b>PAGE 76</b>

# TOWN OF PITTSFORD

## TABLE OF CONTENTS (CONTINUED)

### CHAPTER 4 - IMPLEMENTATION

1. INTRODUCTION	PAGE 83
2. FUNDING	PAGE 84
A. GRANT PROGRAMS	PAGE 84
3. PRIORITIES	PAGE 85
A. PRIORITY STRATEGIES	PAGE 86
4. BENCHMARKING SUCCESS	PAGE 88

### CHAPTER 5 - CONCLUSION

1. CONCLUSION	PAGE 91
---------------	---------

### MAPS

MAP 1: LAND USE PATTERNS	PAGE 13
MAP 2: PARCELS OF FIVE OR MORE ACRES WITH RESIDENTIAL DEVELOPMENT POTENTIAL	PAGE 14
MAP 3: PARCELS OF TWO TO FIVE ACRES WITH RESIDENTIAL DEVELOPMENT POTENTIAL	PAGE 15
MAP 4: PARKS AND OPEN SPACE	PAGE 25
MAP 5: EXISTING SIDEWALKS, TRAILS AND ACCESSWAYS	PAGE 28
MAP 6: POTENTIAL SIDEWALKS AND TRAILS	PAGE 75

### APPENDICES

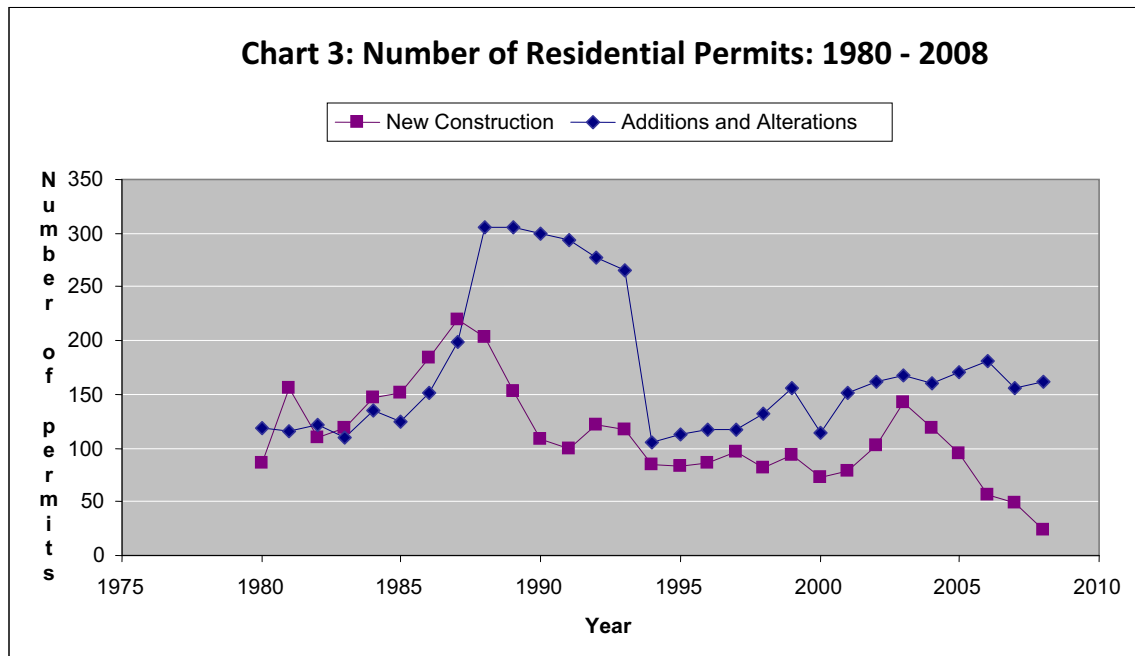
APPENDIX A: SUMMARY OF PUBLIC COMMENT
APPENDIX B: DEMOGRAPHIC AND ECONOMIC ANALYSIS

# TOWN OF PITTSFORD

## 2009 COMPREHENSIVE PLAN UPDATE

### *Additions and Alterations to Existing Housing Stock are Showing a Slow but Steady Increase*

Since the mid-to late 1980s, the number of permits granted by the Town of Pittsford for residential additions and alterations has exceeded the number of permits granted for new construction (see **Chart 3**). Since 1995, permits for residential additions have, for the most part, continued to rise in a slow but steady fashion. As the Town continues to approach full build-out, new construction will continue to level off. At the same time, the town's housing stock will continue to age. More and more homeowners are expected make additions and improvements to the existing housing stock in the town.



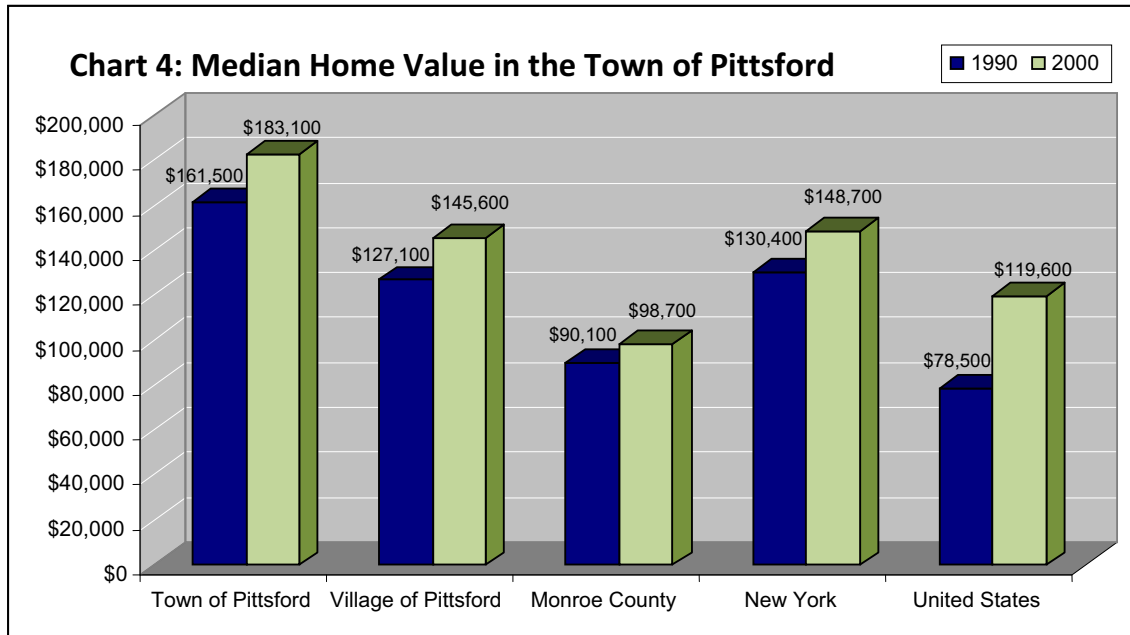
Source: Town of Pittsford

### *Pittsford's Home Values and Median Incomes are Some of the Highest in the Region, and They Continue to Rise*

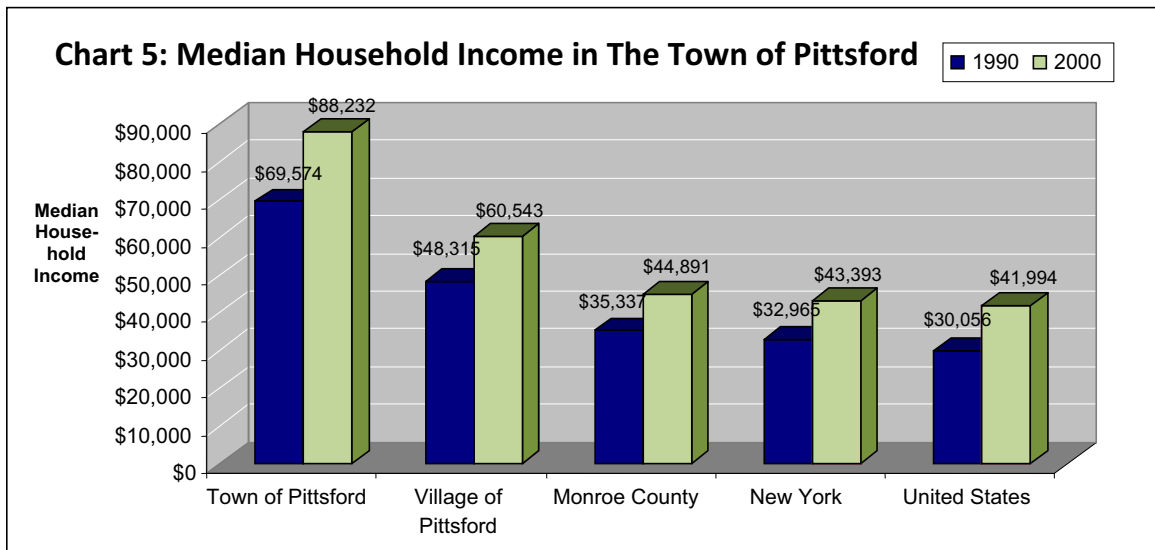
According to census 2000 data, the median home value in the Town of Pittsford was \$183,000 - almost double that of Monroe County. The above average home values in the Town of Pittsford are a reflection of the town's higher than average household incomes, as well as the town's long-term investment in planning which has helped to create a high-quality community in which people want to invest. At \$183,100 in 2000, Town of Pittsford's median household was more than double the state and national median income.

# TOWN OF PITTSFORD

## 2009 COMPREHENSIVE PLAN UPDATE



Source: U.S. Census Bureau; Census 1990 and Census 2000



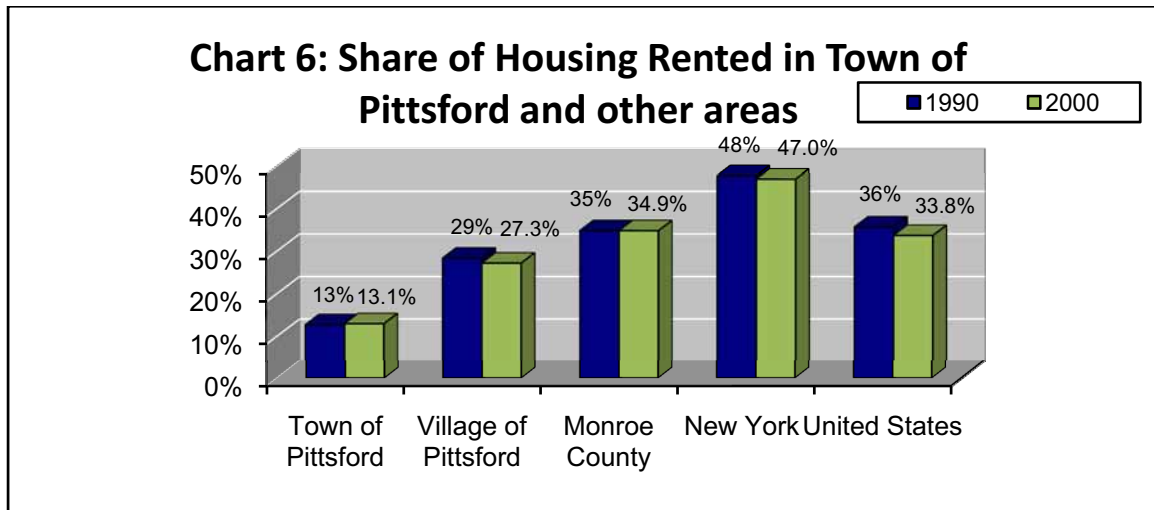
Source: U.S. Census Bureau; Census 1990 and Census 2000

### *Pittsford's Share of Housing Rented is Low*

At 13%, the share of Pittsford's housing that is rented relatively low compared to Monroe County and other areas. The town's share of rental has remained stable at 13% in 1990 and 13.1% in 2000.

# TOWN OF PITTSFORD

## 2009 COMPREHENSIVE PLAN UPDATE



Source: U.S. Census Bureau; Census 1990 and Census 2000

### *Employment Shift from Industrial to Health and Service Sectors*

**Tables 4 and 5** identify the top 20 major employers in the Rochester Metropolitan Area in 1993 (compiled during the town's last comprehensive plan update) and 2008. These tables illustrate changes in some of the region's long-standing machining industries such as Kodak, Xerox, and Bausch & Lomb, all of which have substantially reduced the number employed between 1993 and 2008. At the same time, the educational, health and service-related sectors have all increased their influence in the region, with the University of Rochester/Strong Health, Wegman's, Via Health, Rochester City School District and Unity Health System at the top of the list.

# TOWN OF PITTSFORD

## 2009 COMPREHENSIVE PLAN UPDATE

**Table 4: Major Employers in the Greater Rochester Area, 1993**

	<b>Company Name</b>	<b>Number Employed</b>
<b>1</b>	Eastman Kodak Company	36,800
<b>2</b>	Xerox Corporation	14,000
<b>3</b>	University of Rochester	8,747
<b>4</b>	Wegmans Markets	4,717
<b>5</b>	Bausch & Lomb	4,300
<b>6</b>	AC Rochester (GM)	4,000
<b>7</b>	ITT Automotive	3,373
<b>8</b>	Rochester Gas & Electric	2,647
<b>9</b>	Rochester Telephone	2,439
<b>10</b>	Chase Manhattan	2,350
<b>11</b>	Mobil Chemical	2,334
<b>12</b>	Rochester Institute of Technology	2,286
<b>13</b>	Rochester General Hospital	2,209
<b>14</b>	Genesee Hospital	1,850
<b>15</b>	Goulds Pumps	1,516
<b>16</b>	Park Ridge Health Systems	1,326
<b>17</b>	Harris R.F. Communications	1,285
<b>18</b>	Blue Cross/Blue Shield	1,228
<b>19</b>	St. Mary's Hospital	1,178
<b>20</b>	Walmart	1,125

Source: Town of Pittsford Comprehensive Plan Update, 1995



# TOWN OF PITTSFORD

## 2009 COMPREHENSIVE PLAN UPDATE

**Table 5: Major Employers in the Greater Rochester Area, 2008**

	<b>Company Name</b>	<b>Number Employed</b>
<b>1</b>	University of Rochester/Strong Health	18,671
<b>2</b>	Wegmans Food Markets Inc.	13,683
<b>3</b>	Eastman Kodak Co.	9,200
<b>4</b>	Xerox Corp.	7,636
<b>5</b>	ViaHealth	7,005
<b>6</b>	Rochester City School District	6,220
<b>7</b>	Unity Health System	5,222
<b>8</b>	Monroe County	4,880
<b>9</b>	Lifetime Healthcare Cos.	3,649
<b>10</b>	City of Rochester	3,500
<b>11</b>	Rochester Institute of Technology	3,435
<b>12</b>	Paychex Inc.	3,115
<b>13</b>	ITT Industries Inc.	2,845
<b>14</b>	Greece Central School District	2,561
<b>15</b>	Harris Corp. RF Communications Division	2,200
<b>16</b>	Hillside Family of Agencies	2,200
<b>17</b>	Monroe #1 BOCES	1,755
<b>18</b>	Bausch & Lomb Inc.	1,700
<b>19</b>	Delphi Corp.	1,685
<b>20</b>	Monroe Community College	1,683

Source: Greater Rochester Enterprise;  
<http://www.rochesterbiz.com/Business/Information/Lists.aspx>

# TOWN OF PITTSFORD

## 2009 COMPREHENSIVE PLAN UPDATE

**Table 6: Top 20 Occupations, Town of Pittsford, 2000**

	<b>Occupation</b>	<b>Male</b>	<b>Female</b>	<b>Total</b>
1	Management	1,635	616	2,251
2	Sales and related occupations	1,014	664	1,678
3	Office and administrative support	296	1,329	1,625
4	Business and financial operations	545	348	893
5	Teachers, primary, secondary, and special education	141	494	635
6	Physicians and surgeons	380	126	506
7	Engineers	335	47	382
8	Postsecondary teachers	195	108	303
9	Computer specialists	175	124	299
10	Registered nurses	22	260	282
11	Other teachers, instructors, education, training, and library occupations	45	212	257
12	Lawyers	165	72	237
13	Transportation and material moving occupations:	158	43	201
14	Other production occupations, including supervisors	101	83	184
15	Life and physical scientists	126	53	179
16	Counselors, social workers, and other community and social service specialists	20	147	167
17	Child care workers	10	139	149
18	Construction and extraction occupations	128	21	149
19	Media and communications workers	67	70	137
20	Therapists	24	112	136

Source: US Census, Table PCT86. SEX BY OCCUPATION FOR THE EMPLOYED CIVILIAN POPULATION 16 YEARS AND OVER